



**196** ASCO Members

**109** ASCO State Affiliate Members

**Total Population: 2,913,314**

**Number of Oncology Practices: 19**

**Number of Oncologists: 187**

**Cases Diagnosed (Projected 2020)** **16,170**

**Medicare Beneficiaries (December 2019)** **539,018**

**Total Uninsured (2018)** **245,500**

**Cancer Deaths (Projected 2020)** **5,520**

**Medicaid & CHIP Beneficiaries (December 2019)** **376,289**

## NIH Research Impact

NIH Funded Institutions (2019) <b>14</b>	Total NIH Grant Funding (2019) <b>\$116,292,716</b>	Research Projects Funded (2019) <b>265</b>
---	--	---

### NIH Funding Improves Research Opportunity

**One** NCI Designated Cancer Center  
**329** NCI supported clinical trials

### NIH Funding Improves Economic Opportunity

NIH grants created and supported more than **2,013 jobs** in 2019 and generated **\$330 million** in new economic activity.


## Quality Improvement

Over 300 practices are certified by ASCO's Quality Oncology Practice Initiative; **Four** are in Kansas. There are 176 practices in CMS' Oncology Care Model; **Zero** are in Kansas.

### Sources

American Cancer Society Cancer Statistics Center, 2020  
ASCO QOPI Certified Practices by State, 2019  
ASCO Workforce Information System  
Census Bureau, Annual Population Estimates, 2019  
CMS Medicare Physician Compare, April 2019  
CMS/Office of Enterprise Data & Analytics, February 2020  
Data.CMS.gov, Oncology Care Model

Data.Medicare.gov, December 2019 Medicaid & CHIP Enrollment Data Highlights  
Kaiser Family Foundation, Health Insurance Coverage of Total Population, 2018  
NCI National Designated Cancer Centers  
NCI Supported Clinical Trials  
NIH Awards by Location & Organization, U.S. FY2019  
United for Medical Research, State by State, U.S. FY2019



**260** ASCO Members

**42** ASCO State Affiliate Members

Total Population: 4,467,673

Number of Oncology Practices: 44

Number of Oncologists: 280

Cases Diagnosed (Projected 2020) **26,500**

Medicare Beneficiaries (December 2019) **933,489**

Total Uninsured (2018) **240,800**

Cancer Deaths (Projected 2020) **10,540**

Medicaid & CHIP Beneficiaries (December 2019) **1,184,224**

## NIH Research Impact

NIH Funded Institutions (2019)  
**16**

Total NIH Grant Funding (2019)  
**\$228,796,951**

Research Projects Funded (2019)  
**443**

### NIH Funding Improves Research Opportunity

One NCI Designated Cancer Center  
208 NCI supported clinical trials

### NIH Funding Improves Economic Opportunity

NIH grants created and supported more than **3,874 jobs** in 2019 and generated **\$579 million** in new economic activity.

## Quality Improvement

Over 300 practices are certified by ASCO's Quality Oncology Practice Initiative; **Three** are in Kentucky. There are 176 practices in CMS' Oncology Care Model; **Two** are in Kentucky.

#### Sources

American Cancer Society Cancer Statistics Center, 2020  
ASCO QOPI Certified Practices by State, 2019  
ASCO Workforce Information System  
Census Bureau, Annual Population Estimates, 2019  
CMS Medicare Physician Compare, April 2019  
CMS/Office of Enterprise Data & Analytics, February 2020  
Data.CMS.gov, Oncology Care Model

Data.Medicaid.gov, December 2019 Medicaid & CHIP Enrollment Data Highlights  
Kaiser Family Foundation, Health Insurance Coverage of Total Population, 2018  
NCI National Designated Cancer Centers  
NCI Supported Clinical Trials  
NIH Awards by Location & Organization, U.S. FY2019  
United for Medical Research, State by State, U.S. FY2019

243

**ASCO Members**

83

**ASCO State  
Affiliate Members**



**Total Population: 4,648,794**

**Number of Oncology Practices: 39**

**Number of Oncologists: 251**

**Cases Diagnosed  
(Projected 2020)**

26,480

**Medicare  
Beneficiaries  
(December 2019)**

877,701

**Total Uninsured  
(2018)**

358,700

**Cancer Deaths  
(Projected 2020)**

9,300

**Medicaid & CHIP  
Beneficiaries  
(December 2019)**

1,468,338

## NIH Research Impact

NIH Funded Institutions (2019)  
**19**

Total NIH Grant Funding (2019)  
**\$174,149,286**

Research Projects Funded (2019)  
**339**

### NIH Funding Improves Research Opportunity

**Zero** NCI Designated Cancer Center  
**168** NCI supported clinical trials

### NIH Funding Improves Economic Opportunity

NIH grants created and supported more than **3,564 jobs** in 2019 and generated **\$501 million** in new economic activity.

## Quality Improvement

Over 300 practices are certified by ASCO's Quality Oncology Practice Initiative; **Five** are in Louisiana. There are 176 practices in CMS' Oncology Care Model; **Zero** are in Louisiana.

### Sources

American Cancer Society Cancer Statistics Center, 2020  
ASCO QOPI Certified Practices by State, 2019  
ASCO Workforce Information System  
Census Bureau, Annual Population Estimates, 2019  
CMS Medicare Physician Compare, April 2019  
CMS/Office of Enterprise Data & Analytics, February 2020  
Data.CMS.gov, Oncology Care Model

Data.Medicaid.gov, December 2019 Medicaid & CHIP Enrollment Data Highlights  
Kaiser Family Foundation, Health Insurance Coverage of Total Population, 2018  
NCI National Designated Cancer Centers  
NCI Supported Clinical Trials  
NIH Awards by Location & Organization, U.S. FY2019  
United for Medical Research, State by State, U.S. FY2019

93

**ASCO Members**

**Total Population: 1,344,212**

**Number of Oncology Practices: 22**

**Number of Oncologists: 95**



592

**Northern New England  
ASCO State Affiliate Members  
(Maine, New Hampshire, Vermont)**

**Cases Diagnosed  
(Projected 2020)**

8,180

**Medicare  
Beneficiaries  
(December 2019)**

341,748

**Total Uninsured  
(2018)**

102,000

**Cancer Deaths  
(Projected 2020)**

3,350

**Medicaid & CHIP  
Beneficiaries  
(December 2019)**

254,329

## NIH Research Impact

NIH Funded Institutions (2019)  
**14**

Total NIH Grant Funding (2019)  
**\$111,954,379**

Research Projects Funded (2019)  
**172**

### NIH Funding Improves Research Opportunity

**One** NCI Designated Cancer Center  
**111** NCI supported clinical trials

### NIH Funding Improves Economic Opportunity

NIH grants created and supported more than **1,872 jobs** in 2019 and generated **\$253 million** in new economic activity.

## Quality Improvement

Over 300 practices are certified by ASCO's Quality Oncology Practice Initiative; **Five** are in Maine. There are 176 practices in CMS' Oncology Care Model; **One** is in Maine.

### Sources

American Cancer Society Cancer Statistics Center, 2020  
ASCO QOPI Certified Practices by State, 2019  
ASCO Workforce Information System  
Census Bureau, Annual Population Estimates, 2019  
CMS Medicare Physician Compare, April 2019  
CMS/Office of Enterprise Data & Analytics, February 2020  
Data.CMS.gov, Oncology Care Model

Data.Medicaid.gov, December 2019 Medicaid & CHIP Enrollment Data Highlights  
Kaiser Family Foundation, Health Insurance Coverage of Total Population, 2018  
NCI National Designated Cancer Centers  
NCI Supported Clinical Trials  
NIH Awards by Location & Organization, U.S. FY2019  
United for Medical Research, State by State, U.S. FY2019

**1,115** ASCO Members

**Total Population: 6,045,680**

**Number of Oncology Practices: 43**

**Number of Oncologists: 508**

**447** ASCO State  
Affiliate Members  
(D.C. and Maryland)



**Cases Diagnosed  
(Projected 2020)**

**34,710**

**Medicare  
Beneficiaries  
(December 2019)**

**1,044,855**

**Total Uninsured  
(2018)**

**350,200**

**Cancer Deaths  
(Projected 2020)**

**10,790**

**Medicaid & CHIP  
Beneficiaries  
(December 2019)**

**1,314,942**

## NIH Research Impact

NIH Funded Institutions (2019)  
**152**

Total NIH Grant Funding (2019)  
**\$1,920,138,523**

Research Projects Funded (2019)  
**2,621**

### NIH Funding Improves Research Opportunity

**Two** NCI Designated Cancer Center  
**855** NCI supported clinical trials

### NIH Funding Improves Economic Opportunity

NIH grants created and supported more than **24,788 jobs** in 2019 and generated **\$4.45 billion** in new economic activity.

## Quality Improvement

Over 300 practices are certified by ASCO's Quality Oncology Practice Initiative; **Seven** are in Maryland. There are 176 practices in CMS' Oncology Care Model; **Zero** are in Maryland.

#### Sources

American Cancer Society Cancer Statistics Center, 2020  
ASCO QOPI Certified Practices by State, 2019  
ASCO Workforce Information System  
Census Bureau, Annual Population Estimates, 2019  
CMS Medicare Physician Compare, April 2019  
CMS/Office of Enterprise Data & Analytics, February 2020  
Data.CMS.gov, Oncology Care Model

Data.Medicaid.gov, December 2019 Medicaid & CHIP Enrollment Data Highlights  
Kaiser Family Foundation, Health Insurance Coverage of Total Population, 2018  
NCI National Designated Cancer Centers  
NCI Supported Clinical Trials  
NIH Awards by Location & Organization, U.S. FY2019  
United for Medical Research, State by State, U.S. FY2019

**1,893** ASCO Members

**Total Population: 6,892,503**

**Number of Oncology Practices: 48**

**Number of Oncologists: 884**

**208** ASCO State  
Affiliate Members



**Cases Diagnosed  
(Projected 2020)**

**36,990**

**Medicare  
Beneficiaries  
(December 2019)**

**1,340,319**

**Total Uninsured  
(2018)**

**181,200**

**Cancer Deaths  
(Projected 2020)**

**12,430**

**Medicaid & CHIP  
Beneficiaries  
(December 2019)**

**1,547,352**

## NIH Research Impact

NIH Funded Institutions (2019)  
**237**

Total NIH Grant Funding (2019)  
**\$3,024,098,902**

Research Projects Funded (2019)  
**5,548**

### NIH Funding Improves Research Opportunity

**Two** NCI Designated Cancer Center  
**996** NCI supported clinical trials

### NIH Funding Improves Economic Opportunity

NIH grants created and supported more than **36,652 jobs** in 2019 and generated **\$7.10 billion** in new economic activity.

## Quality Improvement

Over 300 practices are certified by ASCO's Quality Oncology Practice Initiative; **Six** are in Massachusetts. There are 176 practices in CMS' Oncology Care Model; **Five** are in Massachusetts.

#### Sources

American Cancer Society Cancer Statistics Center, 2020  
ASCO QOPI Certified Practices by State, 2019  
ASCO Workforce Information System  
Census Bureau, Annual Population Estimates, 2019  
CMS Medicare Physician Compare, April 2019  
CMS/Office of Enterprise Data & Analytics, February 2020  
Data.CMS.gov, Oncology Care Model

Data.Medicaid.gov, December 2019 Medicaid & CHIP Enrollment Data Highlights  
Kaiser Family Foundation, Health Insurance Coverage of Total Population, 2018  
NCI National Designated Cancer Centers  
NCI Supported Clinical Trials  
NIH Awards by Location & Organization, U.S. FY2019  
United for Medical Research, State by State, U.S. FY2019



**798** ASCO Members

**3,471** ASCO State Affiliate Members

**Total Population: 9,986,857**

**Number of Oncology Practices: 81**

**Number of Oncologists: 664**

**Cases Diagnosed (Projected 2020)** **61,770**

**Medicare Beneficiaries (December 2019)** **2,079,349**

**Total Uninsured (2018)** **526,500**

**Cancer Deaths (Projected 2020)** **21,000**

**Medicaid & CHIP Beneficiaries (December 2019)** **2,291,616**

## NIH Research Impact

NIH Funded Institutions (2019)  
**59**

Total NIH Grant Funding (2019)  
**\$826,532,093**

Research Projects Funded (2019)  
**1,842**

### NIH Funding Improves Research Opportunity

Two NCI Designated Cancer Center  
605 NCI supported clinical trials

### NIH Funding Improves Economic Opportunity

NIH grants created and supported more than **13,365 jobs** in 2019 and generated **\$2.144 billion** in new economic activity.

## Quality Improvement

Over 300 practices are certified by ASCO's Quality Oncology Practice Initiative; **Seventeen** are in Michigan. There are 176 practices in CMS' Oncology Care Model; **Six** are in Michigan.

#### Sources

American Cancer Society Cancer Statistics Center, 2020  
ASCO QOPI Certified Practices by State, 2019  
ASCO Workforce Information System  
Census Bureau, Annual Population Estimates, 2019  
CMS Medicare Physician Compare, April 2019  
CMS/Office of Enterprise Data & Analytics, February 2020  
Data.CMS.gov, Oncology Care Model

Data.Medicaid.gov, December 2019 Medicaid & CHIP Enrollment Data Highlights  
Kaiser Family Foundation, Health Insurance Coverage of Total Population, 2018  
NCI National Designated Cancer Centers  
NCI Supported Clinical Trials  
NIH Awards by Location & Organization, U.S. FY2019  
United for Medical Research, State by State, U.S. FY2019

587

ASCO Members

544

ASCO State  
Affiliate Members



Total Population: 5,639,632

Number of Oncology Practices: 36

Number of Oncologists: 503

Cases Diagnosed  
(Projected 2020)

33,210

Medicare  
Beneficiaries  
(December 2019)

1,030,490

Total Uninsured  
(2018)

238,700

Cancer Deaths  
(Projected 2020)

10,040

Medicaid & CHIP  
Beneficiaries  
(December 2019)

1,020,753

## NIH Research Impact

NIH Funded Institutions (2019)  
**43**

Total NIH Grant Funding (2019)  
**\$619,407,697**

Research Projects Funded (2019)  
**1,224**

### NIH Funding Improves Research Opportunity

Two NCI Designated Cancer Center  
598 NCI supported clinical trials

### NIH Funding Improves Economic Opportunity

NIH grants created and supported more than **9,385 jobs** in 2019 and generated **\$1.624 billion** in new economic activity.

## Quality Improvement

Over 300 practices are certified by ASCO's Quality Oncology Practice Initiative; **Six** are in Minnesota. There are 176 practices in CMS' Oncology Care Model; **Zero** are in Minnesota.

### Sources

American Cancer Society Cancer Statistics Center, 2020  
ASCO QOPI Certified Practices by State, 2019  
ASCO Workforce Information System  
Census Bureau, Annual Population Estimates, 2019  
CMS Medicare Physician Compare, April 2019  
CMS/Office of Enterprise Data & Analytics, February 2020  
Data.CMS.gov, Oncology Care Model

Data.Medicaid.gov, December 2019 Medicaid & CHIP Enrollment Data Highlights  
Kaiser Family Foundation, Health Insurance Coverage of Total Population, 2018  
NCI National Designated Cancer Centers  
NCI Supported Clinical Trials  
NIH Awards by Location & Organization, U.S. FY2019  
United for Medical Research, State by State, U.S. FY2019



92

ASCO Members

75

ASCO State  
Affiliate Members



Total Population: 2,976,149

Number of Oncology Practices: 18

Number of Oncologists: 162

Cases Diagnosed  
(Projected 2020)

17,190

Medicare  
Beneficiaries  
(December 2019)

605,478

Total Uninsured  
(2018)

352,800

Cancer Deaths  
(Projected 2020)

6,700

Medicaid & CHIP  
Beneficiaries  
(December 2019)

606,182

## NIH Research Impact

NIH Funded Institutions (2019)

9

Total NIH Grant Funding (2019)

\$42,387,702

Research Projects Funded (2019)

97

### NIH Funding Improves Research Opportunity

Zero NCI Designated Cancer Center

116 NCI supported clinical trials

### NIH Funding Improves Economic Opportunity

NIH grants created and supported more than **1,056 jobs** in 2019 and generated **\$149 million** in new economic activity.

## Quality Improvement

Over 300 practices are certified by ASCO's Quality Oncology Practice Initiative; **One** is in Mississippi. There are 176 practices in CMS' Oncology Care Model; **Two** are in Mississippi.

#### Sources

American Cancer Society Cancer Statistics Center, 2020  
ASCO QOPI Certified Practices by State, 2019  
ASCO Workforce Information System  
Census Bureau, Annual Population Estimates, 2019  
CMS Medicare Physician Compare, April 2019  
CMS/Office of Enterprise Data & Analytics, February 2020  
Data.CMS.gov, Oncology Care Model

Data.Medicaid.gov, December 2019 Medicaid & CHIP Enrollment Data Highlights  
Kaiser Family Foundation, Health Insurance Coverage of Total Population, 2018  
NCI National Designated Cancer Centers  
NCI Supported Clinical Trials  
NIH Awards by Location & Organization, U.S. FY2019  
United for Medical Research, State by State, U.S. FY2019



**482** ASCO Members

**35** ASCO State Affiliate Members

**Total Population: 6,137,428**

**Number of Oncology Practices: 40**

**Number of Oncologists: 470**

<b>Cases Diagnosed (Projected 2020)</b> <b>37,540</b>	<b>Medicare Beneficiaries (December 2019)</b> <b>1,234,904</b>	<b>Total Uninsured (2018)</b> <b>556,600</b>
<b>Cancer Deaths (Projected 2020)</b> <b>13,010</b>	<b>Medicaid &amp; CHIP Beneficiaries (December 2019)</b> <b>828,544</b>	

## NIH Research Impact

<b>NIH Funded Institutions (2019)</b> <b>45</b>	<b>Total NIH Grant Funding (2019)</b> <b>\$655,608,101</b>	<b>Research Projects Funded (2019)</b> <b>1,321</b>
--	---	--

### NIH Funding Improves Research Opportunity

**One** NCI Designated Cancer Center  
**640** NCI supported clinical trials

### NIH Funding Improves Economic Opportunity

NIH grants created and supported more than **9,149 jobs** in 2019 and generated **\$1.578 billion** in new economic activity.

## Quality Improvement

Over 300 practices are certified by ASCO's Quality Oncology Practice Initiative; **Four** are in Missouri. There are 176 practices in CMS' Oncology Care Model; **Zero** are in Missouri.

#### Sources

American Cancer Society Cancer Statistics Center, 2020  
ASCO QOPI Certified Practices by State, 2019  
ASCO Workforce Information System  
Census Bureau, Annual Population Estimates, 2019  
CMS Medicare Physician Compare, April 2019  
CMS/Office of Enterprise Data & Analytics, February 2020  
Data.CMS.gov, Oncology Care Model

Data.Medicaid.gov, December 2019 Medicaid & CHIP Enrollment Data Highlights  
Kaiser Family Foundation, Health Insurance Coverage of Total Population, 2018  
NCI National Designated Cancer Centers  
NCI Supported Clinical Trials  
NIH Awards by Location & Organization, U.S. FY2019  
United for Medical Research, State by State, U.S. FY2019

55

ASCO Members

24

ASCO State  
Affiliate Members



Total Population: 1,068,778

Number of Oncology Practices: 16

Number of Oncologists: 72

Cases Diagnosed  
(Projected 2020)

5,850

Medicare  
Beneficiaries  
(December 2019)

232,707

Total Uninsured  
(2018)

83,900

Cancer Deaths  
(Projected 2020)

2,140

Medicaid & CHIP  
Beneficiaries  
(December 2019)

257,850

## NIH Research Impact

NIH Funded Institutions (2019)  
**21**

Total NIH Grant Funding (2019)  
**\$50,583,357**

Research Projects Funded (2019)  
**91**

### NIH Funding Improves Research Opportunity

**Zero** NCI Designated Cancer Center  
**126** NCI supported clinical trials

### NIH Funding Improves Economic Opportunity

NIH grants created and supported more than **930 jobs** in 2019 and generated **\$122 million** in new economic activity.

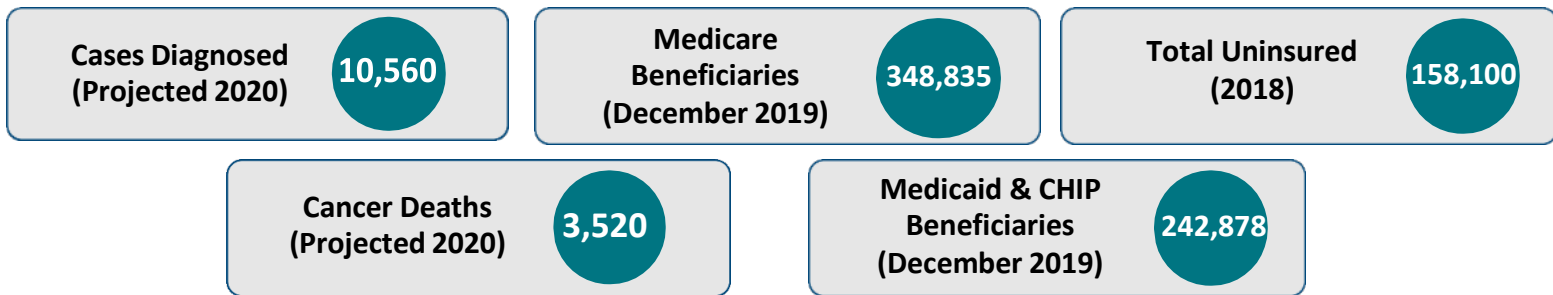
## Quality Improvement

Over 300 practices are certified by ASCO's Quality Oncology Practice Initiative; **Three** are in Montana. There are 176 practices in CMS' Oncology Care Model; **Zero** are in Montana.

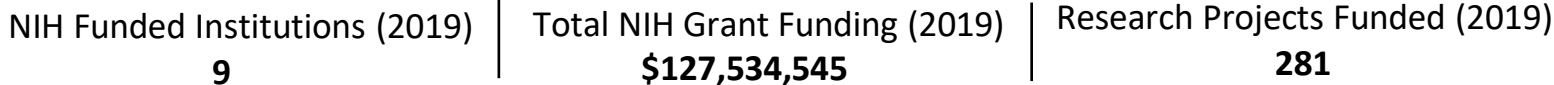
#### Sources

American Cancer Society Cancer Statistics Center, 2020  
ASCO QOPI Certified Practices by State, 2019  
ASCO Workforce Information System  
Census Bureau, Annual Population Estimates, 2019  
CMS Medicare Physician Compare, April 2019  
CMS/Office of Enterprise Data & Analytics, February 2020  
Data.CMS.gov, Oncology Care Model

Data.Medicaid.gov, December 2019 Medicaid & CHIP Enrollment Data Highlights  
Kaiser Family Foundation, Health Insurance Coverage of Total Population, 2018  
NCI National Designated Cancer Centers  
NCI Supported Clinical Trials  
NIH Awards by Location & Organization, U.S. FY2019  
United for Medical Research, State by State, U.S. FY2019



## NIH Research Impact



### NIH Funding Improves Research Opportunity

**One** NCI Designated Cancer Center  
**219** NCI supported clinical trials

### NIH Funding Improves Economic Opportunity

NIH grants created and supported more than **2,238 jobs** in 2019 and generated **\$317 million** in new economic activity.

## Quality Improvement

Over 300 practices are certified by ASCO's Quality Oncology Practice Initiative; **Seven** are in Nebraska. There are 176 practices in CMS' Oncology Care Model; **One** is in Nebraska.

#### Sources

American Cancer Society Cancer Statistics Center, 2020  
 ASCO QOPI Certified Practices by State, 2019  
 ASCO Workforce Information System  
 Census Bureau, Annual Population Estimates, 2019  
 CMS Medicare Physician Compare, April 2019  
 CMS/Office of Enterprise Data & Analytics, February 2020  
 Data.CMS.gov, Oncology Care Model

Data.Medicaid.gov, December 2019 Medicaid & CHIP Enrollment Data Highlights  
 Kaiser Family Foundation, Health Insurance Coverage of Total Population, 2018  
 NCI National Designated Cancer Centers  
 NCI Supported Clinical Trials  
 NIH Awards by Location & Organization, U.S. FY2019  
 United for Medical Research, State by State, U.S. FY2019

105

ASCO Members

36

ASCO State  
Affiliate Members



Total Population: 3,080,156

Number of Oncology Practices: 11

Number of Oncologists: 117

Cases Diagnosed  
(Projected 2020)

16,540

Medicare  
Beneficiaries  
(December 2019)

535,715

Total Uninsured  
(2018)

338,700

Cancer Deaths  
(Projected 2020)

5,460

Medicaid & CHIP  
Beneficiaries  
(December 2019)

626,078

## NIH Research Impact

NIH Funded Institutions (2019)  
**7**

Total NIH Grant Funding (2019)  
**\$40,662,840**

Research Projects Funded (2019)  
**70**

### NIH Funding Improves Research Opportunity

**Zero** NCI Designated Cancer Center  
**127** NCI supported clinical trials

### NIH Funding Improves Economic Opportunity

NIH grants created and supported more than **1,163 jobs** in 2019 and generated **\$187 million** in new economic activity.

## Quality Improvement

Over 300 practices are certified by ASCO's Quality Oncology Practice Initiative; **Zero** are in Nevada. There are 176 practices in CMS' Oncology Care Model; **Zero** are in Nevada.

#### Sources

American Cancer Society Cancer Statistics Center, 2020  
ASCO QOPI Certified Practices by State, 2019  
ASCO Workforce Information System  
Census Bureau, Annual Population Estimates, 2019  
CMS Medicare Physician Compare, April 2019  
CMS/Office of Enterprise Data & Analytics, February 2020  
Data.CMS.gov, Oncology Care Model

Data.Medicaid.gov, December 2019 Medicaid & CHIP Enrollment Data Highlights  
Kaiser Family Foundation, Health Insurance Coverage of Total Population, 2018  
NCI National Designated Cancer Centers  
NCI Supported Clinical Trials  
NIH Awards by Location & Organization, U.S. FY2019  
United for Medical Research, State by State, U.S. FY2019

**112**

**ASCO Members**

**592**

**Northern New England  
ASCO State Affiliate Members  
(Maine, New Hampshire, Vermont)**



**Total Population: 1,359,711**

**Number of Oncology Practices: 14**

**Number of Oncologists: 105**

**Cases Diagnosed  
(Projected 2020)**

**8,060**

**Medicare  
Beneficiaries  
(December 2019)**

**301,571**

**Total Uninsured  
(2018)**

**68,200**

**Cancer Deaths  
(Projected 2020)**

**2,830**

**Medicaid & CHIP  
Beneficiaries  
(December 2019)**

**178,310**

## NIH Research Impact

NIH Funded Institutions (2019)  
**20**

Total NIH Grant Funding (2019)  
**\$120,548,277**

Research Projects Funded (2019)  
**238**

### NIH Funding Improves Research Opportunity

**One** NCI Designated Cancer Center  
**163** NCI supported clinical trials

### NIH Funding Improves Economic Opportunity

NIH grants created and supported more than **1,596 jobs** in 2019 and generated **\$293 million** in new economic activity.

## Quality Improvement

Over 300 practices are certified by ASCO's Quality Oncology Practice Initiative; **Two** are in New Hampshire. There are 176 practices in CMS' Oncology Care Model; **Zero** are in New Hampshire.

#### Sources

American Cancer Society Cancer Statistics Center, 2020  
ASCO QOPI Certified Practices by State, 2019  
ASCO Workforce Information System  
Census Bureau, Annual Population Estimates, 2019  
CMS Medicare Physician Compare, April 2019  
CMS/Office of Enterprise Data & Analytics, February 2020  
Data.CMS.gov, Oncology Care Model

Data.Medicaid.gov, December 2019 Medicaid & CHIP Enrollment Data Highlights  
Kaiser Family Foundation, Health Insurance Coverage of Total Population, 2018  
NCI National Designated Cancer Centers  
NCI Supported Clinical Trials  
NIH Awards by Location & Organization, U.S. FY2019  
United for Medical Research, State by State, U.S. FY2019

**1,421** ASCO Members

**52** ASCO State  
Affiliate Members



**Total Population: 8,882,190**

**Number of Oncology Practices: 61**

**Number of Oncologists: 676**

**Cases Diagnosed  
(Projected 2020)**

**53,340**

**Medicare  
Beneficiaries  
(December 2019)**

**1,626,915**

**Total Uninsured  
(2018)**

**647,600**

**Cancer Deaths  
(Projected 2020)**

**15,710**

**Medicaid & CHIP  
Beneficiaries  
(December 2019)**

**1,683,260**

## NIH Research Impact

NIH Funded Institutions (2019)  
**73**

Total NIH Grant Funding (2019)  
**\$326,693,586**

Research Projects Funded (2019)  
**666**

### NIH Funding Improves Research Opportunity

**One** NCI Designated Cancer Center  
**522** NCI supported clinical trials

### NIH Funding Improves Economic Opportunity

NIH grants created and supported more than **6,187 jobs** in 2019 and generated **\$1.16 billion** in new economic activity.

## Quality Improvement

Over 300 practices are certified by ASCO's Quality Oncology Practice Initiative; **Six** are in New Jersey. There are 176 practices in CMS' Oncology Care Model; **Ten** are in New Jersey.

#### Sources

American Cancer Society Cancer Statistics Center, 2020  
ASCO QOPI Certified Practices by State, 2019  
ASCO Workforce Information System  
Census Bureau, Annual Population Estimates, 2019  
CMS Medicare Physician Compare, April 2019  
CMS/Office of Enterprise Data & Analytics, February 2020  
Data.CMS.gov, Oncology Care Model

Data.Medicaid.gov, December 2019 Medicaid & CHIP Enrollment Data Highlights  
Kaiser Family Foundation, Health Insurance Coverage of Total Population, 2018  
NCI National Designated Cancer Centers  
NCI Supported Clinical Trials  
NIH Awards by Location & Organization, U.S. FY2019  
United for Medical Research, State by State, U.S. FY2019

113

ASCO Members



Total Population: 2,096,829

Number of Oncology Practices: 17

Number of Oncologists: 122

Cases Diagnosed  
(Projected 2020)

9,800

Medicare  
Beneficiaries  
(December 2019)

425,544

Total Uninsured  
(2018)

190,900

Cancer Deaths  
(Projected 2020)

3,730

Medicaid & CHIP  
Beneficiaries  
(December 2019)

737,554

## NIH Research Impact

NIH Funded Institutions (2019)  
**17**

Total NIH Grant Funding (2019)  
**\$98,101,915**

Research Projects Funded (2019)  
**182**

### NIH Funding Improves Research Opportunity

One NCI Designated Cancer Center  
136 NCI supported clinical trials

### NIH Funding Improves Economic Opportunity

NIH grants created and supported more than **1,564 jobs** in 2019 and generated **\$244 million** in new economic activity.

## Quality Improvement

Over 300 practices are certified by ASCO's Quality Oncology Practice Initiative; **Five** are in New Mexico. There are 176 practices in CMS' Oncology Care Model; **Two** are in New Mexico.

#### Sources

American Cancer Society Cancer Statistics Center, 2020  
ASCO QOPI Certified Practices by State, 2019  
ASCO Workforce Information System  
Census Bureau, Annual Population Estimates, 2019  
CMS Medicare Physician Compare, April 2019  
CMS/Office of Enterprise Data & Analytics, February 2020  
Data.CMS.gov, Oncology Care Model

Data.Medicaid.gov, December 2019 Medicaid & CHIP Enrollment Data Highlights  
Kaiser Family Foundation, Health Insurance Coverage of Total Population, 2018  
NCI National Designated Cancer Centers  
NCI Supported Clinical Trials  
NIH Awards by Location & Organization, U.S. FY2019  
United for Medical Research, State by State, U.S. FY2019



**2,840** ASCO Members

**200** ASCO State  
Affiliate Members



**Total Population: 19,453,561**

**Number of Oncology Practices: 134**

**Number of Oncologists: 1,770**

**Cases Diagnosed  
(Projected 2020)**

**117,910**

**Medicare  
Beneficiaries  
(December 2019)**

**3,655,571**

**Total Uninsured  
(2018)**

**1,006,900**

**Cancer Deaths  
(Projected 2020)**

**34,710**

**Medicaid & CHIP  
Beneficiaries  
(December 2019)**

**6,070,984**

## NIH Research Impact

NIH Funded Institutions (2019)  
**199**

Total NIH Grant Funding (2019)  
**\$2,891,776,354**

Research Projects Funded (2019)  
**5,681**

### NIH Funding Improves Research Opportunity

**Seven** NCI Designated Cancer Center  
**1,481** NCI supported clinical trials

### NIH Funding Improves Economic Opportunity

NIH grants created and supported more than **35,929 jobs** in 2019 and generated **\$7.15 billion** in new economic activity.

## Quality Improvement

Over 300 practices are certified by ASCO's Quality Oncology Practice Initiative; **Eleven** are in New York. There are 176 practices in CMS' Oncology Care Model; **Thirteen** are in New York.

#### Sources

American Cancer Society Cancer Statistics Center, 2020  
ASCO QOPI Certified Practices by State, 2019  
ASCO Workforce Information System  
Census Bureau, Annual Population Estimates, 2019  
CMS Medicare Physician Compare, April 2019  
CMS/Office of Enterprise Data & Analytics, February 2020  
Data.CMS.gov, Oncology Care Model

Data.Medicaid.gov, December 2019 Medicaid & CHIP Enrollment Data Highlights  
Kaiser Family Foundation, Health Insurance Coverage of Total Population, 2018  
NCI National Designated Cancer Centers  
NCI Supported Clinical Trials  
NIH Awards by Location & Organization, U.S. FY2019  
United for Medical Research, State by State, U.S. FY2019

**1,054** ASCO Members

**Total Population: 10,488,084**

**453** ASCO State Affiliate Members

**Number of Oncology Practices: 55**

**Number of Oncologists: 713**



**Cases Diagnosed (Projected 2020)**

**59,620**

**Medicare Beneficiaries (December 2019)**

**1,998,637**

**Total Uninsured (2018)**

**1,090,100**

**Cancer Deaths (Projected 2020)**

**20,410**

**Medicaid & CHIP Beneficiaries (December 2019)**

**1,728,869**

## NIH Research Impact

NIH Funded Institutions (2019)  
**107**

Total NIH Grant Funding (2019)  
**\$1,589,742,045**

Research Projects Funded (2019)  
**2,557**

### NIH Funding Improves Research Opportunity

**Three** NCI Designated Cancer Center  
**724** NCI supported clinical trials

### NIH Funding Improves Economic Opportunity

NIH grants created and supported more than **25,607 jobs** in 2019 and generated **\$3.915 billion** in new economic activity.

## Quality Improvement

Over 300 practices are certified by ASCO's Quality Oncology Practice Initiative; **Nine** are in North Carolina. There are 176 practices in CMS' Oncology Care Model; **Zero** are in North Carolina.

#### Sources

American Cancer Society Cancer Statistics Center, 2020  
ASCO QOPI Certified Practices by State, 2019  
ASCO Workforce Information System  
Census Bureau, Annual Population Estimates, 2019  
CMS Medicare Physician Compare, April 2019  
CMS/Office of Enterprise Data & Analytics, February 2020  
Data.CMS.gov, Oncology Care Model

Data.Medicaid.gov, December 2019 Medicaid & CHIP Enrollment Data Highlights  
Kaiser Family Foundation, Health Insurance Coverage of Total Population, 2018  
NCI National Designated Cancer Centers  
NCI Supported Clinical Trials  
NIH Awards by Location & Organization, U.S. FY2019  
United for Medical Research, State by State, U.S. FY2019

37

ASCO Members



Total Population: 762,062

Number of Oncology Practices: 8

Number of Oncologists: 58

Cases Diagnosed  
(Projected 2020)

4,060

Medicare  
Beneficiaries  
(December 2019)

132,317

Total Uninsured  
(2018)

56,300

Cancer Deaths  
(Projected 2020)

1,260

Medicaid & CHIP  
Beneficiaries  
(December 2019)

89,370

## NIH Research Impact

NIH Funded Institutions (2019)

3

Total NIH Grant Funding (2019)

\$19,663,269

Research Projects Funded (2019)

33

### NIH Funding Improves Research Opportunity

Zero NCI Designated Cancer Center

118 NCI supported clinical trials

### NIH Funding Improves Economic Opportunity

NIH grants created and supported more than **440 jobs** in 2019 and generated **\$69 million** in new economic activity.

## Quality Improvement

Over 300 practices are certified by ASCO's Quality Oncology Practice Initiative; **One** is in North Dakota. There are 176 practices in CMS' Oncology Care Model; **Zero** are in North Dakota.

#### Sources

American Cancer Society Cancer Statistics Center, 2020  
ASCO QOPI Certified Practices by State, 2019  
ASCO Workforce Information System  
Census Bureau, Annual Population Estimates, 2019  
CMS Medicare Physician Compare, April 2019  
CMS/Office of Enterprise Data & Analytics, February 2020  
Data.CMS.gov, Oncology Care Model

Data.Medicaid.gov, December 2019 Medicaid & CHIP Enrollment Data Highlights  
Kaiser Family Foundation, Health Insurance Coverage of Total Population, 2018  
NCI National Designated Cancer Centers  
NCI Supported Clinical Trials  
NIH Awards by Location & Organization, U.S. FY2019  
United for Medical Research, State by State, U.S. FY2019