


265 ASCO Members

1,044 ASCO State Affiliate Members



Total Population: 4,903,185

Number of Oncology Practices: 30

Number of Oncologists: 238

<p>Cases Diagnosed (Projected 2020)</p> <p>28,570</p>	<p>Medicare Beneficiaries (December 2019)</p> <p>1,051,820</p>	<p>Total Uninsured (2018)</p> <p>483,400</p>
<p>Cancer Deaths (Projected 2020)</p> <p>10,530</p>	<p>Medicaid & CHIP Beneficiaries (December 2019)</p> <p>916,861</p>	

NIH Research Impact

<p>NIH Funded Institutions (2019)</p> <p>9</p>	<p>Total NIH Grant Funding (2019)</p> <p>\$391,578,665</p>	<p>Research Projects Funded (2019)</p> <p>740</p>
---	---	--

NIH Funding Improves Research Opportunity

One NCI Designated Cancer Center
222 NCI supported clinical trials

NIH Funding Improves Economic Opportunity

NIH grants created and supported more than **5,996 jobs** in 2019 and generated **\$920 million** in new economic activity.


Quality Improvement

Over 300 practices are certified by ASCO's Quality Oncology Practice Initiative; **One** is in Alabama. There are 176 practices in CMS' Oncology Care Model; **Ten** are in Alabama.

Sources

American Cancer Society Cancer Statistics Center, 2020
 ASCO QOPI Certified Practices by State, 2019
 ASCO Workforce Information System
 Census Bureau, Annual Population Estimates, 2019
 CMS Medicare Physician Compare, April 2019
 CMS/Office of Enterprise Data & Analytics, February 2020
 Data.CMS.gov, Oncology Care Model

Data.Medicaid.gov, December 2019 Medicaid & CHIP Enrollment Data Highlights
 Kaiser Family Foundation, Health Insurance Coverage of Total Population, 2018
 NCI National Designated Cancer Centers
 NCI Supported Clinical Trials
 NIH Awards by Location & Organization, U.S. FY2019
 United for Medical Research, State by State, U.S. FY2019



32 ASCO Members

30 ASCO State Affiliate Members

Total Population: 731,545

Number of Oncology Practices: 10

Number of Oncologists: 56

Cases Diagnosed (Projected 2020)	2,960	Medicare Beneficiaries (December 2019)	101,955	Total Uninsured (2018)	85,400
Cancer Deaths (Projected 2020)	1,090	Medicaid & CHIP Beneficiaries (December 2019)	222,156		

NIH Research Impact

NIH Funded Institutions (2019)	Total NIH Grant Funding (2019)	Research Projects Funded (2019)
19	\$17,938,004	22

NIH Funding Improves Research Opportunity

Zero NCI Designated Cancer Center
106 NCI supported clinical trials

NIH Funding Improves Economic Opportunity

NIH grants created and supported more than **445 jobs** in 2019 and generated **\$67 million** in new economic activity.

Quality Improvement

Over 300 practices are certified by ASCO's Quality Oncology Practice Initiative; **Two** are in Alaska. There are 176 practices in CMS' Oncology Care Model; **Zero** are in Alaska.

Sources

American Cancer Society Cancer Statistics Center, 2020
 ASCO QOPI Certified Practices by State, 2019
 ASCO Workforce Information System
 Census Bureau, Annual Population Estimates, 2019
 CMS Medicare Physician Compare, April 2019
 CMS/Office of Enterprise Data & Analytics, February 2020
 Data.CMS.gov, Oncology Care Model

Data.Medicaid.gov, December 2019 Medicaid & CHIP Enrollment Data Highlights
 Kaiser Family Foundation, Health Insurance Coverage of Total Population, 2018
 NCI National Designated Cancer Centers
 NCI Supported Clinical Trials
 NIH Awards by Location & Organization, U.S. FY2019
 United for Medical Research, State by State, U.S. FY2019

491

ASCO Members

129

**ASCO State
Affiliate Members**



Total Population: 7,278,717

Number of Oncology Practices: 29

Number of Oncologists: 428

**Cases Diagnosed
(Projected 2020)**

36,730

**Medicare
Beneficiaries
(December 2019)**

1,334,320

**Total Uninsured
(2018)**

743,500

**Cancer Deaths
(Projected 2020)**

12,580

**Medicaid & CHIP
Beneficiaries
(December 2019)**

1,708,073

NIH Research Impact

NIH Funded Institutions (2019)

44

Total NIH Grant Funding (2019)

\$262,961,736

Research Projects Funded (2019)

531

NIH Funding Improves Research Opportunity

One NCI Designated Cancer Center

377 NCI supported clinical trials

NIH Funding Improves Economic Opportunity

NIH grants created and supported more than **5,454 jobs** in 2019 and generated **\$804 million** in new economic activity.

Quality Improvement

Over 300 practices are certified by ASCO's Quality Oncology Practice Initiative; **Eight** are in Arizona. There are 176 practices in CMS' Oncology Care Model; **Seven** are in Arizona.

Sources

American Cancer Society Cancer Statistics Center, 2020
 ASCO QOPI Certified Practices by State, 2019
 ASCO Workforce Information System
 Census Bureau, Annual Population Estimates, 2019
 CMS Medicare Physician Compare, April 2019
 CMS/Office of Enterprise Data & Analytics, February 2020
 Data.CMS.gov, Oncology Care Model

Data.Medicaid.gov, December 2019 Medicaid & CHIP Enrollment Data Highlights
 Kaiser Family Foundation, Health Insurance Coverage of Total Population, 2018
 NCI National Designated Cancer Centers
 NCI Supported Clinical Trials
 NIH Awards by Location & Organization, U.S. FY2019
 United for Medical Research, State by State, U.S. FY2019

91 ASCO Members



Total Population: 3,017,804

Number of Oncology Practices: 23

Number of Oncologists: 146

**Cases Diagnosed
(Projected 2020)**

17,200

**Medicare
Beneficiaries
(December 2019)**

639,891

**Total Uninsured
(2018)**

242,000

**Cancer Deaths
(Projected 2020)**

6,730

**Medicaid & CHIP
Beneficiaries
(December 2019)**

851,557

NIH Research Impact

NIH Funded Institutions (2019)
11

Total NIH Grant Funding (2019)
\$58,343,985

Research Projects Funded (2019)
115

NIH Funding Improves Research Opportunity

Zero NCI Designated Cancer Center
148 NCI supported clinical trials

NIH Funding Improves Economic Opportunity

NIH grants created and supported more than **1,338 jobs** in 2019 and generated **\$186 million** in new economic activity.

Quality Improvement

Over 300 practices are certified by ASCO's Quality Oncology Practice Initiative; **Three** are in Arizona. There are 176 practices in CMS' Oncology Care Model; **Two** are in Arizona.

Sources

American Cancer Society Cancer Statistics Center, 2020
ASCO QOPI Certified Practices by State, 2019
ASCO Workforce Information System
Census Bureau, Annual Population Estimates, 2019
CMS Medicare Physician Compare, April 2019
CMS/Office of Enterprise Data & Analytics, February 2020
Data.CMS.gov, Oncology Care Model

Data.Medicaid.gov, December 2019 Medicaid & CHIP Enrollment Data Highlights
Kaiser Family Foundation, Health Insurance Coverage of Total Population, 2018
NCI National Designated Cancer Centers
NCI Supported Clinical Trials
NIH Awards by Location & Organization, U.S. FY2019
United for Medical Research, State by State, U.S. FY2019

4,141 ASCO Members

829

ASCO State
Affiliate Members



Total Population: 39,512,223

Number of Oncology Practices: 151

Number of Oncologists: 2,218

Cases Diagnosed
(Projected 2020)

172,040

Medicare
Beneficiaries
(December 2019)

6,331,679

Total Uninsured
(2018)

2,774,100

Cancer Deaths
(Projected 2020)

60,660

Medicaid & CHIP
Beneficiaries
(December 2019)

11,465,576

NIH Research Impact

NIH Funded Institutions (2019)
454

Total NIH Grant Funding (2019)
\$4,591,581,664

Research Projects Funded (2019)
8,558

NIH Funding Improves Research Opportunity

Ten NCI Designated Cancer Center
1,572 NCI supported clinical trials

NIH Funding Improves Economic Opportunity

NIH grants created and supported more than **72,594 jobs** in 2019 and generated **\$12.9 billion** in new economic activity.

Quality Improvement

Over 300 practices are certified by ASCO's Quality Oncology Practice Initiative; **Fourteen** are in California. There are 176 practices in CMS' Oncology Care Model; **Twelve** are in California.

Sources

American Cancer Society Cancer Statistics Center, 2020
ASCO QOPI Certified Practices by State, 2019
ASCO Workforce Information System
Census Bureau, Annual Population Estimates, 2019
CMS Medicare Physician Compare, April 2019
CMS/Office of Enterprise Data & Analytics, February 2020
Data.CMS.gov, Oncology Care Model

Data.Medicaid.gov, December 2019 Medicaid & CHIP Enrollment Data Highlights
Kaiser Family Foundation, Health Insurance Coverage of Total Population, 2018
NCI National Designated Cancer Centers
NCI Supported Clinical Trials
NIH Awards by Location & Organization, U.S. FY2019
United for Medical Research, State by State, U.S. FY2019

419 ASCO Members

198 ASCO State Affiliate Members

Total Population: 5,758,736

Number of Oncology Practices: 29

Number of Oncologists: 353

<p>Cases Diagnosed (Projected 2020) 27,290</p>	<p>Medicare Beneficiaries (December 2019) 922,546</p>	<p>Total Uninsured (2018) 425,200</p>
<p>Cancer Deaths (Projected 2020) 8,220</p>	<p>Medicaid & CHIP Beneficiaries (December 2019) 1,258,718</p>	

NIH Research Impact

<p>NIH Funded Institutions (2019) 58</p>	<p>Total NIH Grant Funding (2019) \$427,233,325</p>	<p>Research Projects Funded (2019) 1,143</p>
---	--	---

NIH Funding Improves Research Opportunity

One NCI Designated Cancer Center
486 NCI supported clinical trials

NIH Funding Improves Economic Opportunity

NIH grants created and supported more than **7,980 jobs** in 2019 and generated **\$1.266 billion** in new economic activity.


Quality Improvement

Over 300 practices are certified by ASCO's Quality Oncology Practice Initiative; **Three** are in Colorado. There are 176 practices in CMS' Oncology Care Model; **One** is in Colorado.

Sources

American Cancer Society Cancer Statistics Center, 2020
 ASCO QOPI Certified Practices by State, 2019
 ASCO Workforce Information System
 Census Bureau, Annual Population Estimates, 2019
 CMS Medicare Physician Compare, April 2019
 CMS/Office of Enterprise Data & Analytics, February 2020
 Data.CMS.gov, Oncology Care Model

Data.Medicaid.gov, December 2019 Medicaid & CHIP Enrollment Data Highlights
 Kaiser Family Foundation, Health Insurance Coverage of Total Population, 2018
 NCI National Designated Cancer Centers
 NCI Supported Clinical Trials
 NIH Awards by Location & Organization, U.S. FY2019
 United for Medical Research, State by State, U.S. FY2019



490 ASCO Members

100 ASCO State Affiliate Members

Total Population: 3,565,287

Number of Oncology Practices: 23

Number of Oncologists: 312

Cases Diagnosed (Projected 2020) **20,300**

Medicare Beneficiaries (December 2019) **684,727**

Total Uninsured (2018) **185,100**

Cancer Deaths (Projected 2020) **6,390**

Medicaid & CHIP Beneficiaries (December 2019) **850,657**

NIH Research Impact

NIH Funded Institutions (2019)
39

Total NIH Grant Funding (2019)
\$603,000,869

Research Projects Funded (2019)
1,292

NIH Funding Improves Research Opportunity

One NCI Designated Cancer Center
301 NCI supported clinical trials

NIH Funding Improves Economic Opportunity

NIH grants created and supported more than **7,018 jobs** in 2019 and generated **\$1.393 billion** in new economic activity.

Quality Improvement

Over 300 practices are certified by ASCO's Quality Oncology Practice Initiative; **Seven** are in Connecticut. There are 176 practices in CMS' Oncology Care Model; **Four** are in Connecticut.

Sources

American Cancer Society Cancer Statistics Center, 2020
ASCO QOPI Certified Practices by State, 2019
ASCO Workforce Information System
Census Bureau, Annual Population Estimates, 2019
CMS Medicare Physician Compare, April 2019
CMS/Office of Enterprise Data & Analytics, February 2020
Data.CMS.gov, Oncology Care Model

Data.Medicaid.gov, December 2019 Medicaid & CHIP Enrollment Data Highlights
Kaiser Family Foundation, Health Insurance Coverage of Total Population, 2018
NCI National Designated Cancer Centers
NCI Supported Clinical Trials
NIH Awards by Location & Organization, U.S. FY2019
United for Medical Research, State by State, U.S. FY2019

211 ASCO Members

447 ASCO State
Affiliate Members
(D.C. and Maryland)



Total Population: 705,749

Number of Oncology Practices: 11

Number of Oncologists: 166

**Cases Diagnosed
(Projected 2020)**

3,600

**Medicare
Beneficiaries
(December 2019)**

94,340

**Total Uninsured
(2018)**

21,200

**Cancer Deaths
(Projected 2020)**

1,020

**Medicaid & CHIP
Beneficiaries
(December 2019)**

246,008

NIH Research Impact

NIH Funded Institutions (2019)
38

Total NIH Grant Funding (2019)
\$246,549,524

Research Projects Funded (2019)
394

NIH Funding Improves Research Opportunity

One NCI Designated Cancer Center
244 NCI supported clinical trials

NIH Funding Improves Economic Opportunity

NIH grants created and supported more than **774 jobs** in 2019 and generated **\$466 million** in new economic activity.

Quality Improvement

Over 300 practices are certified by ASCO's Quality Oncology Practice Initiative; **Zero** are in the District of Columbia. There are 176 practices in CMS' Oncology Care Model; **Zero** are in the District of Columbia.

Sources

American Cancer Society Cancer Statistics Center, 2020
ASCO QOPI Certified Practices by State, 2019
ASCO Workforce Information System
Census Bureau, Annual Population Estimates, 2019
CMS Medicare Physician Compare, April 2019
CMS/Office of Enterprise Data & Analytics, February 2020
Data.CMS.gov, Oncology Care Model

Data.Medicaid.gov, December 2019 Medicaid & CHIP Enrollment Data Highlights
Kaiser Family Foundation, Health Insurance Coverage of Total Population, 2018
NCI National Designated Cancer Centers
NCI Supported Clinical Trials
NIH Awards by Location & Organization, U.S. FY2019
United for Medical Research, State by State, U.S. FY2019

103

ASCO Members

64

**ASCO State
Affiliate Members**



Total Population: 973,764

Number of Oncology Practices: 9

Number of Oncologists: 69

**Cases Diagnosed
(Projected 2020)**

6,660

**Medicare
Beneficiaries
(December 2019)**

210,124

**Total Uninsured
(2018)**

54,000

**Cancer Deaths
(Projected 2020)**

2,130

**Medicaid & CHIP
Beneficiaries
(December 2019)**

230,983

NIH Research Impact

NIH Funded Institutions (2019)
8

Total NIH Grant Funding (2019)
\$52,940,775

Research Projects Funded (2019)
109

NIH Funding Improves Research Opportunity

Zero NCI Designated Cancer Center

126 NCI supported clinical trials

NIH Funding Improves Economic Opportunity

NIH grants created and supported more than **628 jobs** in 2019 and generated **\$147 million** in new economic activity.

Quality Improvement

Over 300 practices are certified by ASCO's Quality Oncology Practice Initiative; **Three** are in Delaware. There are 176 practices in CMS' Oncology Care Model; **Zero** are in Delaware.

Sources

American Cancer Society Cancer Statistics Center, 2020
 ASCO QOPI Certified Practices by State, 2019
 ASCO Workforce Information System
 Census Bureau, Annual Population Estimates, 2019
 CMS Medicare Physician Compare, April 2019
 CMS/Office of Enterprise Data & Analytics, February 2020
 Data.CMS.gov, Oncology Care Model

Data.Medicaid.gov, December 2019 Medicaid & CHIP Enrollment Data Highlights
 Kaiser Family Foundation, Health Insurance Coverage of Total Population, 2018
 NCI National Designated Cancer Centers
 NCI Supported Clinical Trials
 NIH Awards by Location & Organization, U.S. FY2019
 United for Medical Research, State by State, U.S. FY2019

1,505 ASCO Members

3,507 ASCO State
Affiliate Members



Total Population: 21,477,737

Number of Oncology Practices: 74

Number of Oncologists: 1,360

**Cases Diagnosed
(Projected 2020)**

150,500

**Medicare
Beneficiaries
(December 2019)**

4,587,170

**Total Uninsured
(2018)**

2,741,500

**Cancer Deaths
(Projected 2020)**

45,300

**Medicaid & CHIP
Beneficiaries
(December 2019)**

3,613,005

NIH Research Impact

NIH Funded Institutions (2019)
64

Total NIH Grant Funding (2019)
\$705,023,328

Research Projects Funded (2019)
1,456

NIH Funding Improves Research Opportunity

Two NCI Designated Cancer Center
747 NCI supported clinical trials

NIH Funding Improves Economic Opportunity

NIH grants created and supported more than **16,018 jobs** in 2019 and generated **\$2.239 billion** in new economic activity.

Quality Improvement

Over 300 practices are certified by ASCO's Quality Oncology Practice Initiative; **Eleven** are in Florida. There are 176 practices in CMS' Oncology Care Model; **Nine** are in Florida.

Sources

American Cancer Society Cancer Statistics Center, 2020
ASCO QOPI Certified Practices by State, 2019
ASCO Workforce Information System
Census Bureau, Annual Population Estimates, 2019
CMS Medicare Physician Compare, April 2019
CMS/Office of Enterprise Data & Analytics, February 2020
Data.CMS.gov, Oncology Care Model

Data.Medicare.gov, December 2019 Medicaid & CHIP Enrollment Data Highlights
Kaiser Family Foundation, Health Insurance Coverage of Total Population, 2018
NCI National Designated Cancer Centers
NCI Supported Clinical Trials
NIH Awards by Location & Organization, U.S. FY2019
United for Medical Research, State by State, U.S. FY2019

613 ASCO Members

884 ASCO State Affiliate Members



Total Population: 10,617,423

Number of Oncology Practices: 45

Number of Oncologists: 544

Cases Diagnosed (Projected 2020)

55,190

Medicare Beneficiaries (December 2019)

1,741,979

Total Uninsured (2018)

1,406,800

Cancer Deaths (Projected 2020)

17,990

Medicaid & CHIP Beneficiaries (December 2019)

1,777,011

NIH Research Impact

NIH Funded Institutions (2019)
59

Total NIH Grant Funding (2019)
\$630,030,140

Research Projects Funded (2019)
1,338

NIH Funding Improves Research Opportunity

One NCI Designated Cancer Center
564 NCI supported clinical trials

NIH Funding Improves Economic Opportunity

NIH grants created and supported more than **13,169 jobs** in 2019 and generated **\$1.871 billion** in new economic activity.

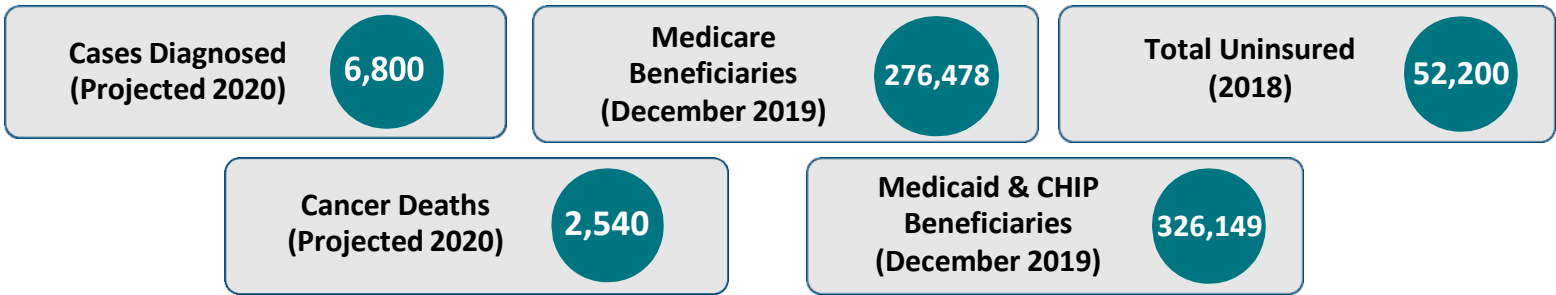
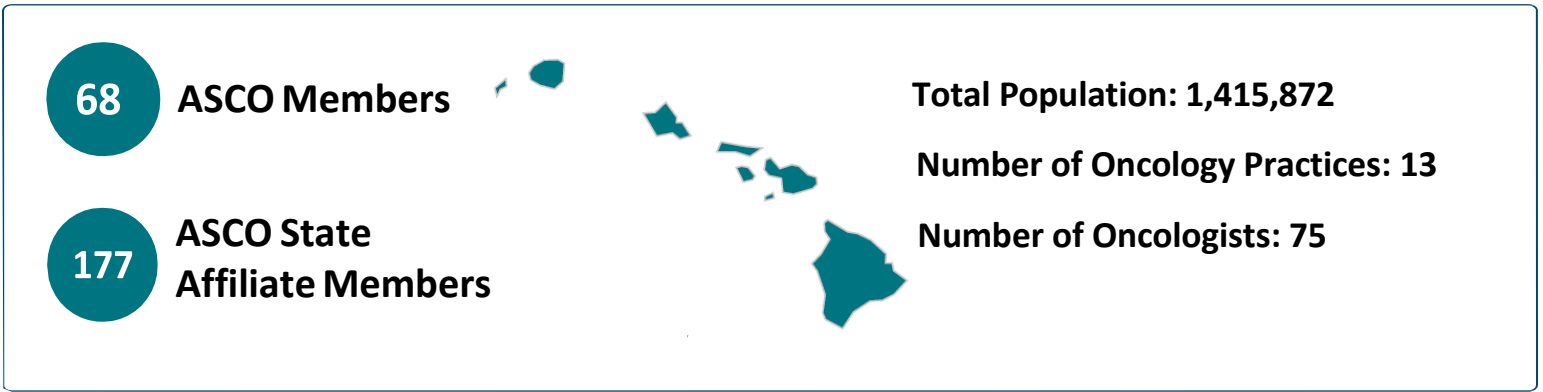
Quality Improvement

Over 300 practices are certified by ASCO's Quality Oncology Practice Initiative; **Seven** are in Georgia. There are 176 practices in CMS' Oncology Care Model; **Four** are in Georgia.

Sources

American Cancer Society Cancer Statistics Center, 2020
ASCO QOPI Certified Practices by State, 2019
ASCO Workforce Information System
Census Bureau, Annual Population Estimates, 2019
CMS Medicare Physician Compare, April 2019
CMS/Office of Enterprise Data & Analytics, February 2020
Data.CMS.gov, Oncology Care Model

Data.Medicaid.gov, December 2019 Medicaid & CHIP Enrollment Data Highlights
Kaiser Family Foundation, Health Insurance Coverage of Total Population, 2018
NCI National Designated Cancer Centers
NCI Supported Clinical Trials
NIH Awards by Location & Organization, U.S. FY2019
United for Medical Research, State by State, U.S. FY2019



NIH Research Impact



NIH Funding Improves Research Opportunity

One NCI Designated Cancer Center
139 NCI supported clinical trials

NIH Funding Improves Economic Opportunity

NIH grants created and supported more than **1,188 jobs** in 2019 and generated **\$175 million** in new economic activity.

Quality Improvement

Over 300 practices are certified by ASCO's Quality Oncology Practice Initiative; **Two** are in Hawaii. There are 176 practices in CMS' Oncology Care Model; **Zero** are in Hawaii.

Sources

American Cancer Society Cancer Statistics Center, 2020
ASCO QOPI Certified Practices by State, 2019
ASCO Workforce Information System
Census Bureau, Annual Population Estimates, 2019
CMS Medicare Physician Compare, April 2019
CMS/Office of Enterprise Data & Analytics, February 2020
Data.CMS.gov, Oncology Care Model

Data.Medicaid.gov, December 2019 Medicaid & CHIP Enrollment Data Highlights
Kaiser Family Foundation, Health Insurance Coverage of Total Population, 2018
NCI National Designated Cancer Centers
NCI Supported Clinical Trials
NIH Awards by Location & Organization, U.S. FY2019
United for Medical Research, State by State, U.S. FY2019

57

ASCO Members

277

**ASCO State
Affiliate Members**



Total Population: 1,787,065

Number of Oncology Practices: 10

Number of Oncologists: 94

**Cases Diagnosed
(Projected 2020)**

8,540

**Medicare
Beneficiaries
(December 2019)**

337,802

**Total Uninsured
(2018)**

191,700

**Cancer Deaths
(Projected 2020)**

3,100

**Medicaid & CHIP
Beneficiaries
(December 2019)**

266,030

NIH Research Impact

NIH Funded Institutions (2019)

5

Total NIH Grant Funding (2019)

\$17,372,916

Research Projects Funded (2019)

28

NIH Funding Improves Research Opportunity

Zero NCI Designated Cancer Center

152 NCI supported clinical trials

NIH Funding Improves Economic Opportunity

NIH grants created and supported more than **523 jobs** in 2019 and generated **\$81 million** in new economic activity.

Quality Improvement

Over 300 practices are certified by ASCO's Quality Oncology Practice Initiative; **Three** are in Idaho. There are 176 practices in CMS' Oncology Care Model; **Zero** are in Idaho.

Sources

American Cancer Society Cancer Statistics Center, 2020
 ASCO QOPI Certified Practices by State, 2019
 ASCO Workforce Information System
 Census Bureau, Annual Population Estimates, 2019
 CMS Medicare Physician Compare, April 2019
 CMS/Office of Enterprise Data & Analytics, February 2020
 Data.CMS.gov, Oncology Care Model

Data.Medicaid.gov, December 2019 Medicaid & CHIP Enrollment Data Highlights
 Kaiser Family Foundation, Health Insurance Coverage of Total Population, 2018
 NCI National Designated Cancer Centers
 NCI Supported Clinical Trials
 NIH Awards by Location & Organization, U.S. FY2019
 United for Medical Research, State by State, U.S. FY2019

1,397 ASCO Members

575 ASCO State
Affiliate Members



Total Population: 12,671,821

Number of Oncology Practices: 81

Number of Oncologists: 877

**Cases Diagnosed
(Projected 2020)**

71,990

**Medicare
Beneficiaries
(December 2019)**

2,251,285

**Total Uninsured
(2018)**

877,700

**Cancer Deaths
(Projected 2020)**

24,220

**Medicaid & CHIP
Beneficiaries
(December 2019)**

2,799,304

NIH Research Impact

NIH Funded Institutions (2019)
88

Total NIH Grant Funding (2019)
\$1,012,456,813

Research Projects Funded (2019)
2,200

NIH Funding Improves Research Opportunity

Two NCI Designated Cancer Center
650 NCI supported clinical trials

NIH Funding Improves Economic Opportunity

NIH grants created and supported more than **17,736 jobs** in 2019 and generated **\$3,051 million** in new economic activity.

Quality Improvement

Over 300 practices are certified by ASCO's Quality Oncology Practice Initiative; **Twenty-eight** are in Illinois. There are 176 practices in CMS' Oncology Care Model; **Fourteen** are in Illinois.

Sources

American Cancer Society Cancer Statistics Center, 2020
ASCO QOPI Certified Practices by State, 2019
ASCO Workforce Information System
Census Bureau, Annual Population Estimates, 2019
CMS Medicare Physician Compare, April 2019
CMS/Office of Enterprise Data & Analytics, February 2020
Data.CMS.gov, Oncology Care Model

Data.Medicaid.gov, December 2019 Medicaid & CHIP Enrollment Data Highlights
Kaiser Family Foundation, Health Insurance Coverage of Total Population, 2018
NCI National Designated Cancer Centers
NCI Supported Clinical Trials
NIH Awards by Location & Organization, U.S. FY2019
United for Medical Research, State by State, U.S. FY2019

408

ASCO Members

176

ASCO State
Affiliate Members



Total Population: 6,732,219

Number of Oncology Practices: 58

Number of Oncologists: 414

Cases Diagnosed
(Projected 2020)

37,940

Medicare
Beneficiaries
(December 2019)

1,268,265

Total Uninsured
(December 2019)

549,200

Cancer Deaths
(Projected 2020)

13,630

Medicaid & CHIP
Beneficiaries
(December 2019)

1,467,532

NIH Research Impact

NIH Funded Institutions (2019)
21

Total NIH Grant Funding (2019)
\$324,182,168

Research Projects Funded (2019)
759

NIH Funding Improves Research Opportunity

Two NCI Designated Cancer Center
321 NCI supported clinical trials

NIH Funding Improves Economic Opportunity

NIH grants created and supported more than **5,732 jobs** in 2019 and generated **\$890 million** in new economic activity.


Quality Improvement

Over 300 practices are certified by ASCO's Quality Oncology Practice Initiative; **Eight** is in Indiana. There are 176 practices in CMS' Oncology Care Model; **Two** are in Indiana.

Sources

American Cancer Society Cancer Statistics Center, 2020
ASCO QOPI Certified Practices by State, 2019
ASCO Workforce Information System
Census Bureau, Annual Population Estimates, 2019
CMS Medicare Physician Compare, April 2019
CMS/Office of Enterprise Data & Analytics, February 2020
Data.CMS.gov, Oncology Care Model

Data.Medicaid.gov, December 2019 Medicaid & CHIP Enrollment Data Highlights
Kaiser Family Foundation, Health Insurance Coverage of Total Population, 2018
NCI National Designated Cancer Centers
NCI Supported Clinical Trials
NIH Awards by Location & Organization, U.S. FY2019
United for Medical Research, State by State, U.S. FY2019



168 ASCO Members

73 ASCO State Affiliate Members

Total Population: 3,155,070

Number of Oncology Practices: 48

Number of Oncologists: 200

Cases Diagnosed (Projected 2020) **18,460**

Medicare Beneficiaries (December 2019) **629,761**

Total Uninsured (2018) **151,100**

Cancer Deaths (Projected 2020) **6,440**

Medicaid & CHIP Beneficiaries (December 2019) **692,089**

NIH Research Impact

NIH Funded Institutions (2019)
20

Total NIH Grant Funding (2019)
\$201,963,683

Research Projects Funded (2019)
489

NIH Funding Improves Research Opportunity

One NCI Designated Cancer Center
307 NCI supported clinical trials

NIH Funding Improves Economic Opportunity

NIH grants created and supported more than **3,298 jobs** in 2019 and generated **\$481 million** in new economic activity.

Quality Improvement

Over 300 practices are certified by ASCO's Quality Oncology Practice Initiative; **Five** are in Iowa. There are 176 practices in CMS' Oncology Care Model; **Zero** are in Iowa.

Sources

American Cancer Society Cancer Statistics Center, 2020
ASCO QOPI Certified Practices by State, 2019
ASCO Workforce Information System
Census Bureau, Annual Population Estimates, 2019
CMS Medicare Physician Compare, April 2019
CMS/Office of Enterprise Data & Analytics, February 2020
Data.CMS.gov, Oncology Care Model

Data.Medicaid.gov, December 2019 Medicaid & CHIP Enrollment Data Highlights
Kaiser Family Foundation, Health Insurance Coverage of Total Population, 2018
NCI National Designated Cancer Centers
NCI Supported Clinical Trials
NIH Awards by Location & Organization, U.S. FY2019
United for Medical Research, State by State, U.S. FY2019